

AP375

11AC High Density Ceiling Access Point






AP375

1750M 11AC Ceiling Access Point

Product Introduction

AP375 is designed to provide WiFi solution for high density premise such as meeting room, restaurant. Adopt of 11ac technology and triple radio modular design to improve wireless speed to 2100Mbps and increase user capacity. Meanwhile,airtime fairness and traffic shapping etc features ensure a good connection quality and Internet access experience.



-  2.4GHz 300Mbps
-  IP64 Waterproof Enclosure
-  7dBi Directional Antenna
-  PoE 802.3at
-  Centralized Managed

Key Features

- Ceiling/Wall Design
- Two Gigabit LAN Port
- Max wireless rate up to 2100Mbps
- Compliant with PoE 802.3at standard
- Unified Managed by AP Controller AC1000/AC2000/AC3000

Product Features

Triple Radio Design For High User Capacity

AP375 adopts of triple radio modular design to improve concurrent user capacity. One modular work at 2.4GHz frequency consistently, one modular work at 5GHz frequency consistently and the last one is option for 2.4GHz or 5GHz frequency. The max wireless speed can be up to 2100Mbps

Multi Optimization Mechanism For High Performance

AP375 adopt of multi optimization to ensure high quality connection for terminals.

1. Access Control on low-rate terminals to improve the air port efficiency
2. Airtime fairness ensure all terminal be fairness in radio resource usage so that high rate terminal can transmit more data.

Ceiling Design

With the aesthetic ceiling design, AP375 can blend into the indoor decoration and deployed easily on ceiling or wall.

Compliant with PoE 802.3at

Compliant with PoE 802.3at allows both power and data to be carried over a single Ethernet cable to the device. Hence, AP375 can be easily deploy in areas where power outlets are scarce or not available.

Industry Wireless Security

AP375 offers multi security mechanisms to prevent unauthorized access and protect your privacy.

1. 64/128bit WEP, WPA-PSK, WPA2-PSK, WPA&WPA2-PSK, WPA, WPA2
2. Wireless Access Control based on the mac address of wireless adapter
3. Client isolation
4. SSID Isolation

SSID to VLAN tagging

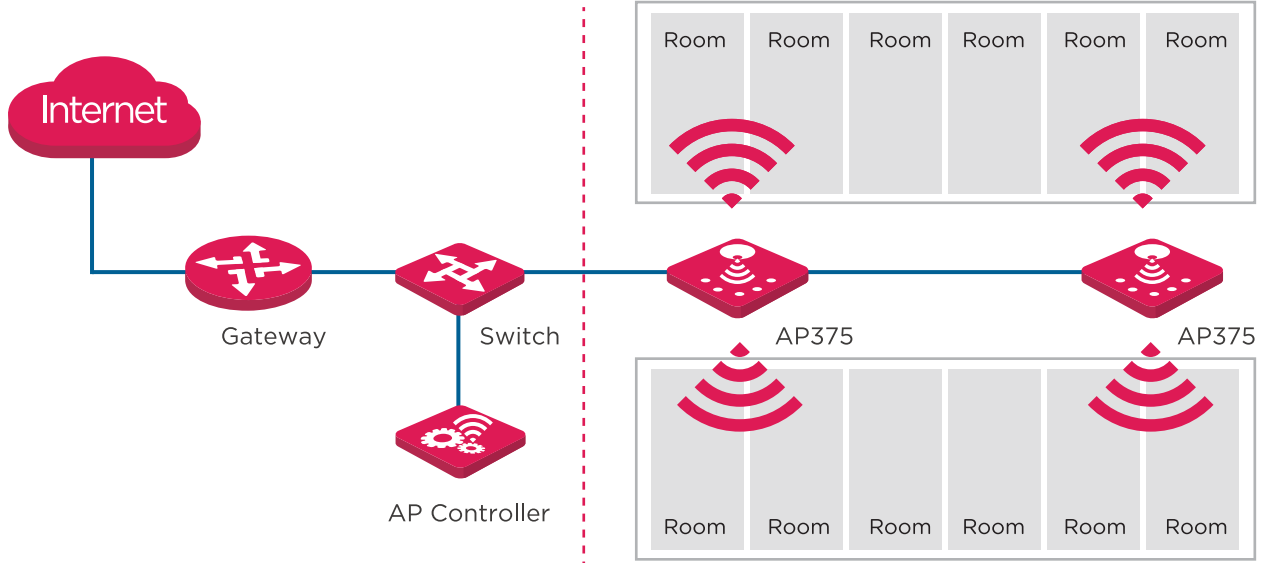
AP375 can be configured to broadcast up to multi SSIDs. Each SSID can be tagged to a specified network VLAN for different user access based on established access rights.

Easy to setup, Easy to manage

AP375 can be managed by IP-COM Controller, the administrator can setup, manage and monitor the APs more easily at a single location.

Application Scenarios

AP375 is designed to provide WiFi solution for high density premise such as meeting room, restaurant.



Related Products

AP



AP255

- 2.4GHz 300Mbps
- 86mm EU Type Wall Jack Design
- Compliant with PoE 802.3af
- 2* FE LAN, 1*RJ11, 1* USB Charger port
- Centralized managed by AC1000, AC2000, AC3000



AP365

- 11AC dual band 1750Mbps
- Aesthetic ceiling design
- Compliant with PoE 802.3at
- Two Gigabit Ethernet Port
- Tagging VLAN ID for multi SSID
- 5GHz band steering
- Centralized management by AC1000, AC2000, AC3000

AP Controller



AC2000

- Easy to configure, manage and monitor Aps
- Maximum AP managed number up to 512
- Remote manage multi branch AP and AC
- Built-in captive portal server and customized welcome page
- Access device type and customer behavior statistic



SE3100

- Maximum user capacity up to 150
- Smart QoS Bandwidth Management
- Multi WAN load balance and bandwidth combination
- PPTP, L2TP, Ipsec VPN server and client supported
- Integrated with AP controller feature to manage 16 IP-COM AP
- Built-in captive portal server to push AD and customized user connection time

Product Specifications

Product Information

Model	AP375
Mounting	Ceiling and Wall Mount
Dimensions (W x H x L)	234*234*58.4mm
Application Scenarios	Medium-Sized Enterprise offices, Shopping Malls, and Restaurants etc high density premise

Hardware Specifications

Frequency Range	2.4GHz/5GHz
PHY data rates	1500Mbps or 2100Mbps
Wi-Fi Standards	IEEE 802.11n/g/b, 802.11ac/n/a
Recommended Concurrent Users	Up to 120 users (30 on 2.4GHz Radio, 45 on 5GHz Radio1, 45 on 5GHz Radio 2)
Interfaces	2*10/100/1000Mbps PoE/LAN port
Buttons	1*RESET
Antennas	4*3dbi dual band Omni-directional antenna
Max Power Consumption	20.5W
LED indicators	Sys/Radio 1,Radio 2 , Radio 3
Power Supply	PoE 802.3at compliant
Maximum Transmit Power	2.4GHz 64mw
	5GHz 64mw
Receiver Sensitivity	MCS0: -88dbm
	MCS7: -72dbm

Software Specifications

Operating mode	AP,WDS,Client+AP
WiFi Radio	Enable or Disable
BSSIDs	Up to 8 on Radio 1, Up to 4 on Radio 2, Up to 8 on Radio 3
SSID hiding	Enable or Disable
User isolation	Support
Clients Limit	Connected user number limitation for every SSID
VLANs	802.1Q, 4,094 VLAN IDs (1 to 4,094) and SSID-based VLAN assignment
RSSI Threshold	Support
WMM Capable	Support
Power Save (APSD)	Support
Airtime Fairness	Support
Band Steering	Support
Spectrum Analysis	Support
Automatic channel control	Support(Pair with AC3000)
Adjustable Power	Adjustable step by 1dbm
Access Control	Connect limitation based on mac address
Wireless Security	64/128 WEP,WPA-PSK,WPA2-PSK,WPA&WPA2-PSK,WPA,WPA2

Product Specifications

Software Specifications

DHCP Server	Support
VPN Pass-Through	PPTP,L2TP
Schedule Reboot	Support
Network Diagnoses	Ping
Time&Date Setting	Support
WiFi Client Association Status	Support
System Monitoring	Status Statistic and Event Log
Backup Configuration	Support
Restore configuration	Support
Reset device	Support from Web UI or AP Controller
Username Management	Support from Web UI or AP Controller
Reboot Device	Support from Web UI or AP Controller
Firmware upgrade	Support from Web UI or AP Controller
Centralized Management	Managed by AC1000, AC2000, AC3000

Working Environment

Operating Temperature	-10 C ~45 C
Storage Temperature	-30 C ~ 70 C
Operating Humidity	10%–90% (non-condensing)
Storage Humidity	10%–90% (non-condensing)
Default Login IP	192.168.0.254
Default User Name	admin
Default Password	admin
Certifications	FCC/CE/RoHS

IP-COM
World Wide Wireless

IP-COM NETWORKS CO.,LTD.

Tower E3, No.1001, Zhongshanyuan Road,
Nanshan District, Shenzhen, China. 518052
Service: info@ip-com.com.cn
Inquiry: marketing@ip-com.com.cn
Tel: +86-755-27653089